The background of the image is composed of three geometric shapes: a white triangle in the top-left, an orange triangle in the bottom-left, and a large blue triangle in the bottom-right. The text is positioned within the white triangle.

UTAH OPEN RECORDS PORTAL

ONLINE RECORDS

WHAT IS THE PORTAL?

Introduction



OPEN RECORDS/GRAMA PORTAL

- Submit/receive GRAMA requests
- Respond to GRAMA requests
- Input requests received outside the Portal
- Download statistics

WAIT, WHAT IS GRAMA?

Government Records Access and Management Act

1. FIND AN AGENCY



2. CLICK REQUEST RECORDS

The screenshot displays the Utah.gov OpenRecords interface. At the top, a navigation bar includes links for Government, Employment, Business, Education, Residents, Visiting, About Utah, Connect, Services, Settings, and Support. Below this, a breadcrumb trail shows 'Home' and 'Browse/Select Counties'. The main heading is 'Browse/Select Counties', with a 'Records Requests' link on the right. A search bar labeled 'Search Agencies' is also present.

The 'OpenRecords' banner is prominently displayed. On the left, a sidebar contains 'Active Filters' with categories: Agency Type: "County" (with a 'remove' link), Entity Level (Top Level (30)), Location (County) (Tooele (4), Iron (3), Salt Lake (3), Utah (3), Beaver (2), More...), Location (City) (Tooele (4), Salt Lake City (3), Beaver (2), Brigham City (2), Castle Dale (2), More...), and Date Created (1850s (18), 1860s (6), 1880s (4), 1890s (3), 1910s (2), More...). An orange arrow points to the 'Agency Type: "County"' filter.

The main content area shows search results for 'County Sheriff'. It includes a search bar with 'Find:' and a 'Search' button. Below the search bar, it indicates '64 results' and 'Sort: by Relevance'. A list of results is shown, with 'County Sheriff' selected. An orange arrow points to this selection. The details for 'County Sheriff' are displayed, including the Records Officer: McKensie Barney, contact information, and a link to 'Record Series (State Archives)'. Another orange arrow points to the 'Request Records' button next to the 'County Sheriff' entry. A map of Beaver, UT, is shown in the bottom right corner.



Government

Employment

Business

Education

Residents

Visiting

About Utah

Connect

Services

Settings Support

Home > Browse/Select Counties > Request Form

Welcome, Gina Strack [log out](#)

Request Form

Records
Requests

≡ Browse/Select Counties

Search Agencies

Utah Code § 63G-2-204 (GRAMA) requires a person making a records request furnish the governmental entity with a written request containing the requester's name, mailing address, daytime telephone number (if available); and a description of the record requested that identifies the record with reasonable specificity.

Request Made To

Government Agency or Office: Beaver County (Utah). County Sheriff
Address: P.O. Box 391
2270 South 525 West
City: Beaver
State: UT
Zip Code: 84713

[This is not the right agency](#)

Records Requested

Title of Request:

Description of records being requested: * Please describe exactly what record you are requesting, including location of event(s) described in record, city, county, address, date range, names of person(s), and subject of the request. Please do not submit any confidential information such as social security number or account numbers.

RECORDS OFFICER DASHBOARD

- Register for training
- Take annual certification test
- Update contact information
- Enter unique fields for agency request form


WHERE THIS ALL CAME FROM: SB-70

2014 Session

Modified Open Utah website to include

- Online GRAMA requests
- Links to online records

**SB-70 became part
of Utah Code 63A-
3-403**



UTAH CODE 63A-3-403

(11) The department shall, in consultation with the board and as funding allows, modify the information website described in Subsection (10) to:

...

(c) by January 1, 2017, serve as a point of access for Government Records Access and Management requests for:

- (i) Local districts under Title 17B, Limited Purpose Local Government Entities - Local Districts; and
- (ii) special service districts under Title 17D, Chapter 1, Special Service District Act;

...

(d) except as provided in Subsection (12)(a), provide link capabilities to other existing repositories of public information, including maps, photograph collections, legislatively required reports, election data, statute, rules, regulations, and local ordinances that exist on other agency and political subdivision websites;

ONLINE RECORDS

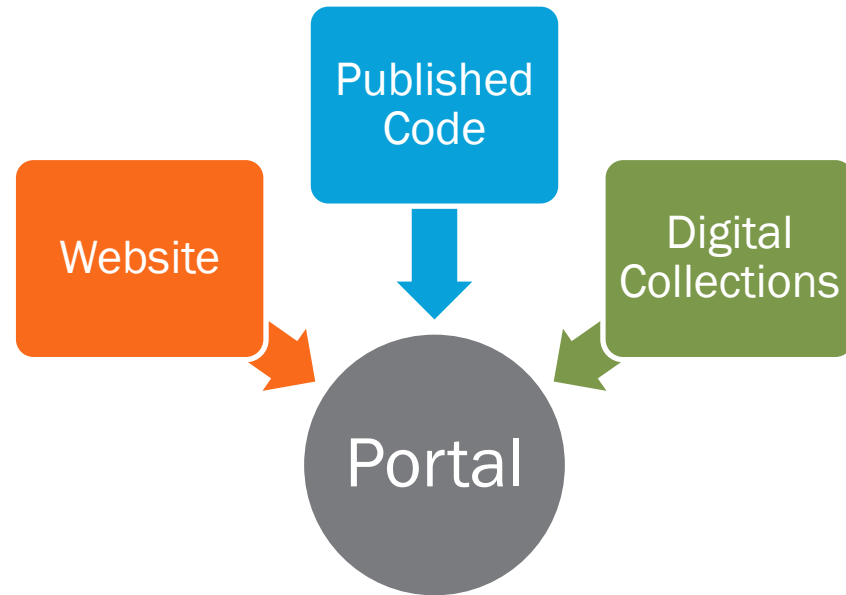
Open Access



OPEN ACCESS AND ONLINE

One Location

All Levels of
Government



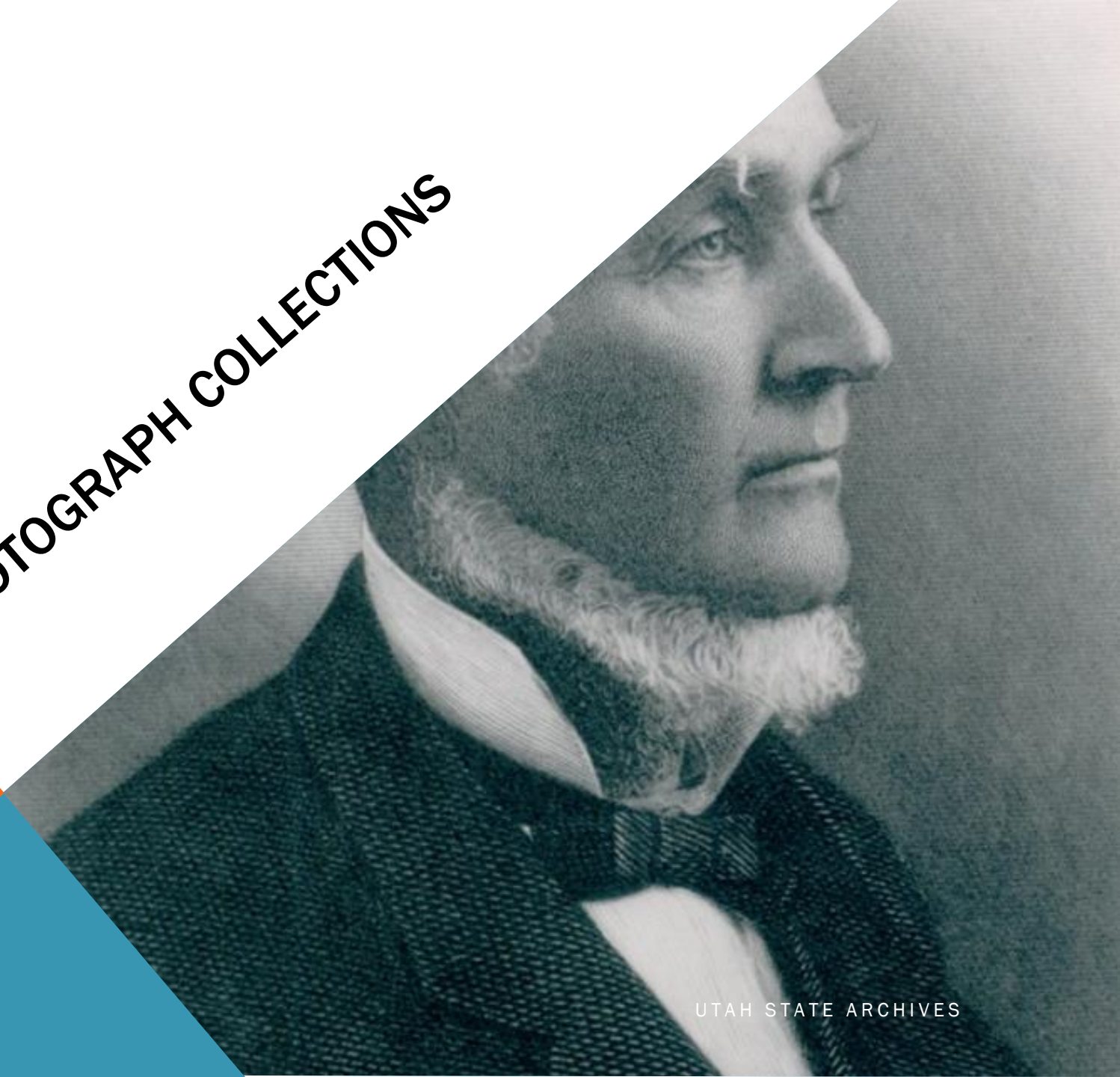
LINKS

- maps
- photograph collections
- legislatively required reports
- election data
- statute, rules, regulations, and local ordinances

MAPS



PHOTOGRAPH COLLECTIONS



UTAH STATE ARCHIVES

LEGISLATIVELY REQUIRED REPORTS

UTAH STATE ARCHIVES

ELECTION DATA



STATUTE, RULES, REGULATIONS,
ORDINANCES

UTAH
CODE
ANNOTATED

1953

CASE STUDY: PAROWAN

James Connell,
Recorder.

I have hereunto
affixed the Seal
this 10th Day of Feb.

Ordinance vacating
Square.

Be it Ordained by the City Council
City, that an Ordinance, in
Ordinance vacating ^{a portion of} the Public
read as follows, to wit,

Section 313 A.

That nine by thirty-six rods
part of Block eleven, Plat B,
City Survey, heretofore a part of
Square, is hereby declared vacated
ances or Resolutions, conflicting
is hereby repealed.

Approved Feb. 24th 1892.

William Holger
Mayor

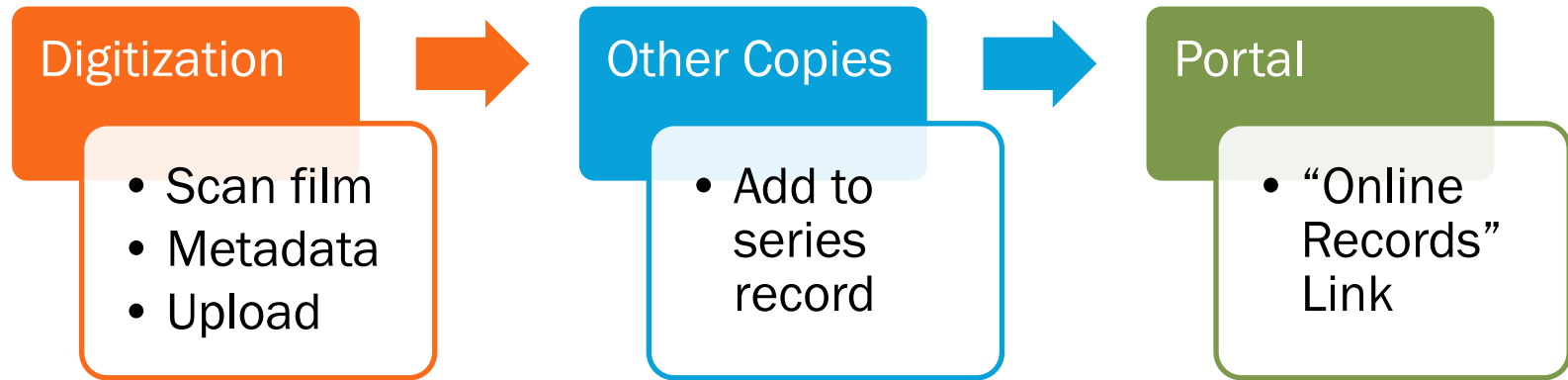
Territory of Utah }
Iron County } SS
Parowan City }

I, James Connell, Recorder of Parowan
certify that the above is a true and
an Ordinance passed by the City Council
signed by the Mayor of said City.

In Testimony whereof, I have hereunto
affixed the Seal of Parowan City this 24th

James Connell
Recorder

PROCESS



A green rectangular highway sign with a white border, mounted on a metal structure. The sign features the text "The Future" in large white letters, "NEXT EXIT" in smaller white letters below it, and a white arrow pointing up and to the right. The sign is set against a clear blue sky.

The Future

NEXT EXIT 